



Krishak Education Society's

Arts, Commerce and Science College, Arvi

NAAC "B+" (Third Cycle)

Dist. Wardha, Maharashtra . Email-principal_acscrvt@rediffmail.com



CRITERION-II

TEACHING, LEARNING - EVALUATION

Estd.)

Krishak Education Society's

(1963

Arts, Commerce & Science College, Arvi

NAAC "B+" Grade

Tah. Arvi, Distt. Wardha. ☎ (07157) 222070, 222307

E-mail - principal_acscrvc@rediffmail.com

Principal

Dr. H. R. Virulkar



President

Adv. D. N. Kale

Ref. No. SR/IQAC

Date: 07-08-2023

Declaration

This is to declare that the information, reports, true copies, and numerical data etc. furnished in this file as supporting documents is verified by IQAC and found correct.


IQAC Co-ordinator
Arts, Com. & Sci. College
Arvi


PRINCIPAL
Arts, Commerce & Science
College, Arvi, Dist. Wardha.

UNIVERSITY RESULTS OF FINAL YEARS SUMMER 18 TO
SUMMER 22 EXAMINATIONS

SUMMER-18

RASHTRASANT TUKADGI MAHARAJ NAGPUR UNIVERSITY TABULATION REGISTER B.A. FINAL SUMMER 2018 14/06/2018 PW2227
 FACULTY OF HUMANITIES

COLLEGE:- (838) ARTS, COMMERCE & SCIENCE COLLEGE, ARVI, DIST WARDHA DIV. I - 60% = 900 DIV. II - 45% = 675 DIV. III - (= 674

OLL	LN	ENRL. NO	NAME-OF-THE-CANDIDATE	PR	MOTHER'S NAME	INCENTIVE	E/S	(U/H-TYPE)	DIVN	
										STOT-RMK
PART-I/PART-II-MRK/ROLL)			SUB X -MARKS-	TOT	PR	STOT-RMK	TOT3	TOT1	TOT2	--TOTAL--
			SUB X -MARKS-	TOT	PR	STOT-RMK	500	500	500	1500
19559	1	2015016401001551	VIVEK BHIMRAJJI BHAROSE		CHANDA	= 36	PASS	'A'	III	
		838 3 M M EXM	ENG	35	POL F	= 51	210	185	230	625
AST R. NO.	U17/395591		MAR F		HIS F	= 36				
					MLT F					
I-S15/152130 II-W16/896437)										

COLLEGE:- (838) ARTS, COMMERCE & SCIENCE COLLEGE, DIST WARDHA

RESULT STATISTICS FOR THE COLLEGE

TOTAL	PART-EXAM	FRESH	EXM/CMP	BOYS	GIRLS	DIV.	BOYS / GIRLS	RESULT WITHELD	FAILURES
APPEARED	218	15	156	93	140	I	20 26	BY OFFICE, WD =	WITH COMPARTMENT =
PASS	50		29	22	28	II	19 24	AT TABULATION = 4	WITH EXEMPTION = 168
PASS-%	22.94		18.59	23.66	20.00	III	16 8	UNFAIR-MEANS =	TOTAL OF ABOVE = 168 Perc(%) - 77.06
			27.27						DELETED -

SUBJECTWISE STATISTICS OF APPEARED & PASS-% COUNTS

ENG 211 %	30.81	MAR 160 %	77.50	POL 168 %	47.62	MLT 121 %	59.50	HEC 72 %	95.83	HIN 9 %	88.89	F/D 12 %	100.00
ECO 51 %	92.16	HIS 110 %	54.55	ELT 16 %	6.25	URD 2 %	100.00	BDC 5 %	100.00	ULT 2 %	100.00	PRL 2 %	100.00

संयालक
 परीक्षा व मूल्यमापन मंडळ
 राष्ट्रसंत तुकडजी महाराज
 नागपूर वि.पीठ.

RASHTRASANT TUKADOJI MAHARAJ NAGPUR UNIVERSITY
 (FACULTY OF COMMERCE & MANAGEMENT)

TABULATION REGISTER BACHELOR OF COMMERCE (B.Com.) (NEW) FINAL SUMMER 2018 RESULT DATE # 04/06/2018 P# 1226

COLLEGE CODE & NAME :- (838) ARTS, COMMERCE & SCIENCE COLLEGE, ARVI, DIST WARDHA

DIV. I - 60% >= 1200 DIV. II - 45% >= 900 DIV. III - <= 899

ROLL	LN	ENRL. NO	NAME-OF-THE-CANDIDATE				MOTHER'S NAME				CEN C X M (PART-I/PART-II-MRK/ROLL)				RESULT			INC/MK	E/S	U/H	
SUB-X	TH	PR	IA	TOT-RMK	SUB-X	TH	PR	IA	TOT-RMK	SUB-X	TH	PR	IA	TOT-RMK	TOT1	TOT2	TOT3	TOTAL	/	DIVN	
138020	01	2015016600163355	RAJKUMAR	UMESHRAO	BHADE					KALA					838	3	M	(I-U15/778749	II-U17/445196)	'B'
F/A		23M		= 23	FMA	F			= 49	XMF	BFI	F		= 35	XMF	FAIL					
ITA	F			= 39	XMF	IEC	F		= 46	XMF	CAC	F		= 54	XMF	316	291	246			
AST R. NO. U17/458509										(I-U15/778749 II-U17/445196)											

COLLEGE:- (838) ARTS, COMMERCE & SCIENCE COLLEGE, DIST WARDHA

RESULT STATISTICS FOR THE COLLEGE

	TOTAL	PART-EXAM	FRESH	EXM/CHP	BOYS	GIRLS	DIV.	BOYS / GIRLS	RESULT	WITHELD	F A I L U R E S		
APPEARED	97		92	5	34	63	I		BY OFFICE, WO =		WITH COMPARTMENT =	DELETED -	
PASS	52		48	4	15	37	II	6	19	AT TABULATION = 9	WITH EXEMPTION =	45	
PASS-%	53.61		52.17	80.00	44.12	58.73	III	5	13	UNFAIR-MEANS =	TOTAL OF ABOVE =	45 Perc(X) - 46.39	

SUBJECTWISE STATISTICS OF APPEARED & PASS-% COUNTS

F/A	94 %	85.11	ITA	94 %	90.43	FMA	92 %	92.39	IEC	92 %	76.09	BFI	95 %	77.89	CAC	92 %	97.83
-----	------	-------	-----	------	-------	-----	------	-------	-----	------	-------	-----	------	-------	-----	------	-------

B. Balgopal
 संयालक
 परीक्षा व मूल्यमापन मंडळ
 राष्ट्रसंत तुकडोजी महाराज
 नागपूर वि.पीठ.

ROLLNO.	LN	ENRL NO	NAME-OF-THE-CANDIDATE						MOTHER'S NAME				CEN CAT SEX RES				INCENTIVE			E/S	(U/H-TYPE)				
SUB	TH1	TH2:TOT	TH	RNK	SUB	TH1	TH2:TOT	TH	RNK	SUB	TH1	TH2:TOT	TH	RNK	VI	I	II	III	IV	V	ABOR.	TOTAL	RESULT	DIVISION	
IA1	IA2:TOT	TOT	PR	SubTot	IA1	IA2:TOT	TOT	PR	SubTot	IA1	IA2:TOT	TOT	PR	SubTot	Max	Max	Max	Max	Max	Max	Max	Max	Max	Max	Max
695022	1.	2015016601529347	IVAISHALI VISHUESHWAR CHAUDHARI						INDIRA				838 3 F E								'A'				
CHE	08	15: 23		Z00					BOT						229	264	253	226		228	229		FAIL		
	08	09: 17	40	#																					
				27	PXNF																				
				67					72	PXNF					90	PXNF									
(I- 815/512416) (II- 815/597087) (III- W16/905204) (IV-														W17/156916				(V- W16/904554)							
695023	2.	2015016601014702	IAKSHAY ASHOKRAO LATI						MANDA				838 3 M E								'A'				
CHE	07	20: 27		PHY					MTH						195	215*	213*			236	195		FAIL		
	05	05: 10	37	#																					
				17	PXNF																				
				54					79	PXNF					62	PXNF									
(I- 815/512427) (II- 815/597097) (III-														W17/156917				(V- 818/329065)							

RESULT STATISTICS FOR THE COLLEGE

	TOTAL	PART-EXAM	FRESH	EXM/CHP	BOYS	GIRLS	DIV.	BOYS / GIRLS	RESULT WITHELD	F A I L U R E S		
APPEARED	99			93	6	27	72	I 5	5	BY OFFICE,WO =	WITH COMPARTMENT=	DELETED -
PASS	45			43	2	20	25	II 12	14	AT TABULATION = 9	WITH EXEMPTION =	54
PASS-%	45.45			46.24	33.33	74.07	34.72	III		UNFAIR-MEANS =	TOTAL OF ABOVE =	54 Perc(%) - 54.55

SUBJECTWISE STATISTICS OF APPEARED & PASS-% COUNTS

CHE 79 - 94.94% PHY 59 - 98.31% MTH 58 - 98.28% Z00 35 - 91.43% BOT 36 - 97.22% C/S 18 - 100.00%

संचालक
 परीक्षा व मूल्यापन मंडळ
 राष्ट्रसंत तुकडोजी महाराज
 नागपूर वि.पीठ.

ROLL NUMBER NAME OF THE CANDIDATE	ENROLLMENT NO.	APPEARING SUBJECTS: I (Cr-4) II (Cr-4) III (Cr-4) IV (Cr-4) V (Cr-4) VI (Cr-4)	I		II		III		IV		V		VI		TOT	MARK	RESULT	CGR	CGPA	CGPA	DIVISION	EXEMPTIONS	ROLL NO	
			TH	SS	TH	SS	TH	SS	TH	SS	TH	SS	TH	SS										
7026	20175083817307	1 N O F MAG BV	LS	SS																				
NAME: PRAHALDRAO DHORE																								
Father's Name: MINATAI																								
838																								
151/1		149	19	147	17	149	18	158	15							PASS								787026
		68		64		67		73		1272		16		116	7.25	7.19	1st DIVISION							
		61GP1CG->I B : 71281B : 71281B : 71281A : 81321																						
		S17/322382- 6.50 S17/585332- 7.75 U17/803038- 7.25																						
7027	EXT/S18/MA/4250	2 N O F MAG BV	LS	SS																				
NAME: IISHMARRAO WARKAD																								
Father's Name: SHILA																								
838																								
151/2		145	12	146	12	148	12	154	14							PASS								787027
		57		58		60		68		1243		16		100	6.25	6.08	1st DIVISION							
		61GP1CG->I B : 61241B : 61241B : 61241B : 71281																						
		U16/858013- 6.00 S17/585336- 6.00 U17/803039- 6.00																						
7028	EXT/S18/MA/4251	2 N O F MAG BV	LS	SS																				
NAME: ASHOKRAO LOKHANDE																								
Father's Name: SHILA																								
838																								
151/3		148	12	149	13	149	12	156	14							PASS								787028
		60		62		60		70		1252		16		104	6.50	6.81	1st DIVISION							
		61GP1CG->I B : 61241B : 71281B : 61241B : 71281																						
		U16/858014- 6.50 S17/585337- 7.00 U17/803040- 7.25																						

RESULT STATISTICS FOR THE COLLEGE

	TOTAL	REGU	EXT.	EX-STUD	BOYS/PASS %	GIRLS/PASS %	RESULT WITHHELD	FAILURES	DELETED
APPEARED	13	11	2	0	2 100.00%	11 90.91%	BY OFFICE, W/O	0 WITH COMPARTMENT	0
ABSENT	0						BY TABULATION	0 WITH EXEMPTION	0
PASS	12						UNFAIR MEANS	0 TOTAL OF ABOVE	0
PASS %	92.31								

SUBJECTWISE STATISTICS OF APPEARED AND PASS % COUNT

AG 2	100.0%	BV 2	100.0%	LS 2	100.0%	SS 2	100.0%
------	--------	------	--------	------	--------	------	--------

MAG	MADHYA YUGIN-ADHUNIK GADYA	2 BV	BHASHA VIGYAN
LS	ELECTIVE: LOKSAHIYA	4 TS	ELECTIVE: TAULANIK SAHIYABHYAS
SSA	ELECTIVE: SAHIYACHA SAMAJIK, SANSKRUTIK ABHYAS	6 SMS	ELECTIVE: SANVIDHANMULYE ANI SAHIYA
PMS	FOUNDATION II: PRASARMADHYANE ANI SAHIYA VYAWAHAR	8 DS	FOUNDATION II: CHITRAFAT ANI SAHIYA
SS	FOUNDATION II: STREEWADI SAHIYA	ABS	FOUNDATION II: ANUVADIT BHARTIYA SAHIYACHA ABHYAS

-> FAIL, PXMF -> FULL PREV EXEM, XMF -> FULL CURR. EXMPT, AA -> ABSENT, (*) -> Pass by grace marks vide ORDINANCE No. 3 of 2007
PXMT -> PREV. EXMPT. IN THEORY, PXMS -> PREV. EXMPT. IN SESSIONAL, XMT -> CURR. EXMPT. IN THEORY, XMS -> CURR. EXMPT. IN SESSIONAL
EXAM CATG: 1-REGULAR, 2-EXTERNAL, 3-EX-STUDENT; CASTE: 1-SC, 2-ST, 3-NI, 4-UJ, 5-OC, 6-GEN, 7-UNKNOWN
ORD 4 OF 76 CA - CUMULATIVE APPEARANCE AS PER ORD. 4 OF 1996

ROLL NO. OF THE CANDIDATE	ENROLLMENT NO.	APPEARING SUBJECTS:1 (Cr:4)12 (Cr:4)13 (Cr:4)14 (Cr:4)11 (TOT)	TH	SS	TH	SS	TH	SS	TH	SS	IN	MRK	RESULT	CGPA	CGPA	DIVISION	EXEMPTIONS	ROLL NO.	
		C M C S	MAX	80	20	80	20	80	20	80	20	IC							
		A E S E		100		100		100		100		E	400						
		T D T X	CENTRE	P/L	MIN	40		40		40			160						
9376	2015016600455347	1 M 7 F SPI I/A P6S HRI																	
			149/1	145	18	141	17	145	15	148	18		PASS						1799376
		838																	
				63		58		60		66			1247		161	104	6.50	7.19	1st DIVISION
			G16P1CG-)	B	7128	B	6124	B	6124	B	7128								
			U16/868765-		8.50	S17/597994-		6.75	U17/817326-		7.00								
9377	2014016600125866	1 M 7 F SPI I/A P6S HRI																	
			149/2	138	18	142	17	137	15	141	19		PASS						1799377
		838																	
				56		59		52		60			1227		161	96	6.00	6.56	1st DIVISION
			G16P1CG-)	B	6124	B	6124	B	6124	B	6124								
			U16/868770-		8.00	S17/597996-		6.00	U17/817328-		6.25								

RESULT STATISTICS FOR THE COLLEGE

TOTAL	REGU	EXT	EX-STUD	BOYS/PASS %	GIRLS/PASS %	RESULT WITHHELD	FAILURES
32	32	0	0	7 71.43%	25 88.00%	BY OFFICE, W/O	0 WITH COMPARTMENT DELETED: 0
0						BY TABULATION	0 WITH EXEMPTION
27						UNFAIR MEANS	0 TOTAL OF ABOVE
PASS % 84.38							

SUBJECTWISE STATISTICS OF APPEARED AND PASS % COUNT

I 32	87.50%	I/A 32	93.75%	P6S 32	96.88%	HRI 32	90.63%
------	--------	--------	--------	--------	--------	--------	--------

ROLL NUMBER	ENROLLMENT NO.	APPEARING SUBJECTS:	1 (Cr:4)	2 (Cr:4)	3 (Cr:4)	4 (Cr:4)	ITOT:	EXEMPTIONS	ROLL NO.	
NAME OF THE CANDIDATE		TH SS	TH SS	TH SS	PROJECT IN	MRK	RESULT	FINAL GRADE		
EXEMPTIONS (IF ANY)		MAX	80 20	80 20	80 20	INT EXT	IC	REMARK		
			100	100	100	50 50	1400			
		CENTRE P/L MIN:	40	40	40	20 20	1200			
835839	2014016600274136	1 M F IBE I/T C/L PRJ:								
VRUCHIKA HARIBHAJAN CHOPDE		344/1	33 17	47 17	33 17	45 46		PASS		
Mother's Name: MALA		838							W/CGPA, 1835839	
			50	64	50	091	1255	16	123	8.00
		G1GP1CG->	IC	712818	81321C	712810	1101401			
						W/17-258207-	7.75			
835840	2012016600609341	1 M M IBE I/T C/L PRJ:								
YOGESHUAR RAMAJI NICHAT		344/2	19 17	32 17	32 17	42 43		PASS BY		
Mother's Name: NALINI		838							W/CGPA, 1835840	
			#3+1					*:GRACE		
			36	49	49	085	1223	16	124	7.75
		G1GP1CG->	IC	71281C	71281C	712810	1101401			
						5/17-353854-	7.75			

RESULT STATISTICS FOR THE COLLEGE

	TOTAL	REGU	EXT.	EX-STUD	BOYS/PASS %	GIRLS/PASS %	RESULT WITHHELD	FAILURES	DELETED:
APPEARED	44	44	0	0	13 100.00%	31 90.32%	BY OFFICE, W/O	0 WITH COMPARTMENT	0
ABSENT	0						BY TABULATION	0 WITH EXEMPTION	
PASS	41						UNFAIR HEARS	0 TOTAL OF ABOVE	
PASS %	93.18								

SUBJECTWISE STATISTICS OF APPEARED AND PASS % COUNT

IBE	44	93.18%	I/T	44	97.73%	D/R	0	E/C	0	C/L	44	97.73%	PRJ	44	97.73%
-----	----	--------	-----	----	--------	-----	---	-----	---	-----	----	--------	-----	----	--------

* -> FAIL, PXMF -> FULL PREV. EXEM., XMF -> FULL CURR. EXMPT, AA -> ABSENT, (*) -> Pass by grace marks vide ORDINANCE No. 3 of 2007
 PXMT -> PREV. EXMPT. IN THEORY, PXMS -> PREV. EXMPT. IN SESSIONAL, XMT -> CURR. EXMPT. IN THEORY, XMS -> CURR. EXMPT. IN SESSIONAL
 EXAM CATG: 1-REGULAR, 2-EXTERNAL, 3-EX-STUDENT; CASTE: 1-SC, 2-ST, 3-NT, 4-VJ, 5-DRC, 6-GEN., 7-UNKNOWN
 ORD 4 OF 96 CA - CUMULATIVE APPEARANCE AS PER ORD. 4 OF 1996

838 Chem

B2

KASHIRASANT TUKADUJI MAHARAJ NAGPUR UNIVERSITY

DATE : 14/06/2018 PAGE : 73

FACULTY OF SCIENCE & TECHNOLOGY

EXAMINATION FOR THE DEGREE OF FOURTH SEMESTER OF B.Sc (CHEMISTRY) (CBCS) SUMMER 2018

COLLEGE: B38 ARTS, COMMERCE AND SCIENCE COLLEGE ARVI.

ROLL NO	NAME OF THE CANDIDATE	MOTHER'S NAME	EX-CAT	SEX	CEN	P/L1	THEORY PAPERS				PRACTICALS			SEMINAR	TOTAL RESULT				COPA	COMP	USTD	REMARK	ROLL NUMBER				
ENROLMENT NO.	APPEARING SUBJECTS						1	2	3	4	P1	CR4	PRJ	CR4	Cr-1	C	H	MARK	CC-1	CC2	CC3	CC4	FINAL	GRADE			
EXEMPTIONS (IF ANY)	MAX						40	40	40	40	40	40	40	10	1250												
B16181	NIKITA BHASKARAD NAGPURE	JAYSHIL	1	F	B38	73/1	112	19	129	20	122	19	123	20													
20173083807757							31	49	41	43	093	092	20	1367													
	D/OP/CC-1IF / O/ OIC / 5/201E / 5/201E / 5/201D / 10/401D / 10/401A / B/ B1																										
	S-I U17/B42344- 6.54																										
B16182	PRIYANKA SANJAYRAT TILK	CHANDA	1	F	B38	73/2	111	18	111	19	109	18	134	19													
2015016601348145							29	30	27	33	092	089	19	1339													
	D/OP/CC-1IF / O/ OIC / 5/201E / 5/201E / 5/201D / 10/401D / 10/401A / B/ B1																										
	S-I U17/B42945- 6.16																										
B16183	ENEHAL ARUNRAT CHARDE	FRANILA	1	F	B38	73/3	113	20	110	18	107	20	126	18													
2015016601346966							33	28	27	44	093	090	21	1336													
	D/OP/CC-1IF / O/ OIC / 5/201E / 5/201E / 5/201D / 10/401D / 10/401A / B/ B1																										
	S-I U17/B42951- 6.76																										

RESULT STATISTICS FOR THE COLLEGE

TOTAL APPEARED	3	3	0	0	0	*****X	3	0.00%	BY OFFICE, W/D	0	WITH COMPARTMENT	DELTD:	0
ABSENT	0								BY TABULATION	0	WITH EXEMPTION		
PASS	0								UNFAIR MEANS	0	TOTAL OF ABOVE		
PASS %	0.00												

COLLEGEWISE SUBJECTWISE STATISTICS OF APPEARED AND PASS % COUNT

1	0	2	0	3	0	4	0	5	0	6	0
---	---	---	---	---	---	---	---	---	---	---	---

B - FAIL, P1 - PREVIOUS EXEMPTION, X1 - CURRENT EXEMPTION, AA - ABSENT, (x) - Pass by grace marks vide ordinance No. 3 of 2007

Processed & Printed at COMPUTER CENTRE, K. T. H. NAGPUR UNIVERSITY.

ROLL NO.	NAME OF THE CANDIDATE	MOTHER'S NAME	EX-CAT	SEX	GEN	P/L	THEORY PAPERS				PRACTICALS			SEMINAR	TOTAL RESULT				CUA	EXMP	OSTD	REMARK	ROLL NUMBER		
ENROLMENT NO.	APPEARING SUBJECTS	1 Cr-4	2 Cr-4	3 Cr-4	4 Cr-4	P1 CR4	PRJ CR4	Cr-1	C	E	1625	1250	1	1	1	1	1	1	1	1	1	1	1	1	
EXEMPTIONS (IF ANY)	MARKS	40	40	40	40	40	40	10																	
B21995	YOGESH SURESHRAO GHODHARE																								
	SAVITA	1 F 838 36/1																							
2015016601348497		D/M A/E E/S P/C	25	22	23	24	072	076	18		1260														
		B/DP/CG-31F / 0/ 01F / 0/ 01F / 0/ 01F / 0/ 01A / 8/321A / 8/321A / 8/ 8/																							
		S-I : -					S-II : -																		
B21996	YOGITA PRALHADRAO DURGE																								
	SHARDA	1 F 838 36/2																							
2015016602108842		D/M A/E E/S P/C	14	19	22	20	071	074	18		1240														
		B/DP/CG-31F / 0/ 01F / 0/ 01F / 0/ 01F / 0/ 01A / 8/321A / 8/321A / 8/ 8/																							
		S-I : -					S-II : -																		

RESULT STATISTICS FOR THE COLLEGE

	TOTAL	REGULAR	EXTERNAL	EX-STUD	BOYS / PASS %	GIRLS / PASS %	RESULT WITHHELD	FAILURES	DELETED:
APPEARED	20	20	0	0	6 33.3%	14 71.4%	BY OFFICE, U/O	0	0
ABSENT	0						BY TABULATION	1	0
PASS	3						UNFAIR MEANS	0	0
PASS %	15.00						TOTAL OF ABOVE		

COLLEGEWISE SUBJECTWISE STATISTICS OF APPEARED AND PASS % COUNT

1	0	2	0	3	0	4	0	5	0	6	0
---	---	---	---	---	---	---	---	---	---	---	---

-3FAIL, EXM -3PREVIOUS EXEMPTION, XM -3CURRENT EXEMPTION, AA -3ABSENT, (*) -3 Pass by grace marks vide ordinance No. 3 of 2007

SUMMER-19

(FACULTY OF HUMANITIES)

TABULATION REGISTER B.A. SIXTH SEMESTER

SUMMER 2019 (REASSESSMENT)

03/08/2019 PN96

ASHTRASANT TUKADDOJI MAHARAJ NAGPUR UNIVERSITY

COLLEGE:- (717) ARTS, COMMERCE & SCIENCE COLLEGE, ARVI, DIST WARDHA

1800 (60%) & Above - I Div., 1350 (45%) & Above - II Div., Less than 1350 (45%) - III Div.

LL	LN	ENRL. NO	NAME-OF-THE-CANDIDATE								MOTHER'S NAME				CEN	CAT	SEX	MED	INCENTIVE		E/S		
UB	TU		ISUB	TU	ISUB	TU1	TU2	ISUB	TU1	TU2	ISUB	TU1	TU2	TU1	TU2			TOTAL	AGGR.	RESULT	DIVISION		
TI			TI			TI1	TI2		TI1	TI2		TI1	TI2	TI1	TI2			500	TOTAL				
		TOT	RMKI		TOT	RMKI	PU	PI	TOT	RMKI		PU	PI	TOT	RMKI			200	3000				
4717	1	20175083821468		PUNAM MAHADEO JADHAD								SUNITA				717	1	F	M			NSS= 3	'B'
		80:20/40		80:20/40		80:20/40			80:20/40			80:20/40			80:20/40				230		FAIL		
H6	07		MAR	36		IPOL R	29		HIS	33		MLT	33		18								
	18			18			17			18													
		025	H		054	XNF			046	XNF		051	XNF		051	XNF							

CHANGE YES/NO: PDL-Yes

- S17/433033 (228 /500)(II- W17/274266 (242 /500)) (III- W17/541223 (227 /500)) (IV- S18/883963 (219* /500)) (V- W18/762272 (236* /500))

LL	LN	ENRL. NO	NAME-OF-THE-CANDIDATE								MOTHER'S NAME				CEN	CAT	SEX	MED	INCENTIVE		E/S		
4750	2	20175083821632		RAHUL VASANT KODAPE								SUNITA				717	1	M	M				'A'
		80:20/40		80:20/40		80:20/40			80:20/40			80:20/40			80:20/40				1300*	1919	PASS BY	1	
H6	18		MAR	54		IECO	42		IPOL	47		HIS	54		14						GRACE		
	19			16			17			16													
		037	#3		070				059			063			068								

CHANGE YES/NO: ENG-Yes

- W16/911848 (306 /500)(II- S17/701044 (341 /500)) (III- W17/541283 (327 /500)) (IV- S18/884017 (338 /500)) (V- W18/762305 (307 /500))

COLLEGE:- (717) ARTS, COMMERCE & SCIENCE COLLEGE, DIST WARDHA

RESULT STATISTICS FOR THE COLLEGE

TOTAL	PART-EXAM	FRESH	EXM/CMP	BOYS	GIRLS	DIV.	BOYS / GIRLS	RESULT WITHELD	FAILURES
APPEARED	2			1	1	I	1	BY OFFICE, W0 =	WITH COMPARTMENT =
PASS	1			1		II		AT TABULATION =	WITH EXEMPTION = 1
PASS-%	50.00		50.00	100.00		III		UNFAIR-MEANS =	TOTAL OF ABOVE = 1 Perc(Z) - 50.00

SUBJECTWISE STATISTICS OF APPEARED & PASS-% COUNTS

ENG	2 X	50.00	MAR	2 X	100.00	PDL	2 X	100.00	HIS	2 X	100.00	MLT	1 X	100.00	ECO	1 X	100.00
-----	-----	-------	-----	-----	--------	-----	-----	--------	-----	-----	--------	-----	-----	--------	-----	-----	--------

संचालक

परीक्षा व मूल्यांकन मंडळ
राष्ट्र संत तुकडोजी महाराज
नागपूर वि.पीठ.

ROLLNO.	LN	PRN/EHRL NO	NAME-OF-THE-CANDIDATE												MOTHER'S NAME				CEN CAT SEX MED				INCENTIVE				E/S		(W/H-TYPE)			
			1 (CR:4)				2 (CR:4)				3 (CR:4)				4 (CR:4)				5 (CR:4)				6 (CR:4)									
			ISUB	TU	TI	ISUB	TU	TI	ISUB	TU	TI	ISUB	TU	TI	ISUB	TU	TI	ISUB	TU	TI	TOTAL	SCR	RESULT	AGGR.								
784546	1.	20172083807238	VIJAY GAUTAMRAO KHADATKAR												KAMALA				717 1 M M										'(A)'			
			IF/A	48	18	IN/A	53	17	IA/S	37	18	II/E	20	17	IHRM	33	18	II/L	35	14	1331#	24	PASS BY	1124.00	7.81							
				66			70			55			37 #3			51			49			196	GRACE	144.00								
			A : 9 : 36			A : 9 : 36			B : 8 : 32			C : 7 : 28			B : 8 : 32			B : 8 : 32			B.17											
			Division: FIRST DIVISION (VERY GOOD) Final Grade: A (VERY GOOD)																													
			(I- S17\392287 7.67/ 24 GPV=184.00) (II- S18\953022 7.67/ 24 GPV=184.00) (III- W18\818173 7.83/ 24 GPV=188.00) (IV- W18\556391 7.67/ 24 GPV=184.00) (V- W18\833305 7.83/ 24 GPV=188.00)																													
784547	2.	20172083807240	VILAS HARISHCHANDRA RATHOD												DROFDI				717 1 M M										'(A)'			
			IF/A	26	19	IN/A	47	19	IA/S	28	18	II/E	26	18	IHRM	36	18	II/L	35	19	1309	24	PASS	1108.00	7.69							
				45			66			46			44			54			54			192		144.00								
			A : 9 : 36			A : 9 : 36			B : 8 : 32			C : 7 : 28			B : 8 : 32			B : 8 : 32			B.00											
			Division: FIRST DIVISION (VERY GOOD) Final Grade: A (VERY GOOD)																													
			(I- W17\574315 7.67/ 24 GPV=184.00) (II- W17\304618 7.50/ 24 GPV=180.00) (III- S18\613664 7.50/ 24 GPV=180.00) (IV- W18\556392 7.67/ 24 GPV=184.00) (V- W18\833306 7.83/ 24 GPV=188.00)																													

RESULT STATISTICS FOR THE COLLEGE

TOTAL PART-EXAM FRESH		EXM/CMP	BOYS	GIRLS	DIV.	BOYS / GIRLS	RESULT WITHHELD	F A I L U R E S	
APPEARED	67	67	19	48	I		BY OFFICE,WO =	WITH COMPARTMENT=	DELETED -
PASS	59	59	18	41	II		AT TABULATION = 11	WITH EXEMPTION =	8
PASS-X	88.06	88.06	94.74	85.42	III		UNFAIR-MEANS =	PASS BY GRACE =	13 Perc(%) - 11.74

SUBJECTWISE STATISTICS OF APPEARED & PASS-X COUNTS

F/A 67 - 89.55% M/A 67 - 97.01% I/E 67 - 98.51% HRM 67 - 98.51% I/L 67 - 98.51% A/S 67 - 97.01%

B. Singh
 संचालक
 परीक्षा व मूल्यापन मंडळ
 राष्ट्र संत तुकड जी महाराज
 नागपूर वि.पीठ.

ROLL NO.	LH	PRN/ENRL NO	NAME-OF-THE-CANDIDATE	MOTHER'S NAME	CEN CAT SEX MED	INCENTIVE	E/S	(W/H-TYPE)																
1 (CR:4)	2 (CR:4)	3 (CR:4)	4 (CR:4)	5 (CR:4)	6 (CR:4)	(TOTAL)	ECR	RESULT	AGGR.	ECGP	CGPA	ECR	(10)											
ISUB	TU	TI	ISUB	TU	TI	ISUB	TU	TI	ISUB	TU	TI	ISUB	TU	TI	ISUB	TU	TI	ISUB	TU	TI	ISUB	TU	TI	
80	20	80	20	80	20	80	20	80	20	80	20	80	20	80	20	80	20	80	20	80	20	80	20	
40	40	40	40	40	40	40	40	40	40	40	40	40	40	40	40	40	40	40	40	40	40	40	40	
GR	GP	GPV	GR	GP	GPV	GR	GP	GPV	GR	GP	GPV	GR	GP	GPV	GR	GP	GPV	GR	GP	GPV	GR	GP	GPV	
784546	1.	20172083807238	VIJAY GAUTAMRAO KHADATKAR	KAMALA	717	I	M	M																
IF/A	48	18	IN/A	53	17	IA/S	37	18	II/E	20	17	IHRM	33	18	II/L	35	14	331*	24	IPASS	BYI	124.00	7.81	
	64			70			55			37	33		51			49				196	GRACE	144.00		
	A : 9 : 36			A : 9 : 36			B : 8 : 32			C : 7 : 28			B : 8 : 32			B : 8 : 32				18.17				
														Division: FIRST DIVISION (VERY GOOD)										
														Final Grade: A (VERY GOOD)										
(I- S17\392287 7.67/ 24 GPV=184.00) (II- S18\953022 7.67/ 24 GPV=184.00) (III- W18\B18173 7.83/ 24 GPV=188.00)																								
(IV- W18\556391 7.67/ 24 GPV=184.00) (V- W18\833305 7.83/ 24 GPV=188.00)																								
784547	2.	20172083807240	VILAS HARISHCHANDRA RATHOD	DROPDI	717	I	M	M																
IF/A	26	19	IN/A	47	19	IA/S	28	18	II/E	26	18	IHRM	36	18	II/L	35	19	309	24	PASS		1108.00	7.69	
	45			66			46			44			54			54				192		144.00		
	B : 8 : 32			A : 9 : 36			B : 8 : 32			C : 7 : 28			B : 8 : 32			B : 8 : 32				18.00				
														Division: FIRST DIVISION (VERY GOOD)										
														Final Grade: A (VERY GOOD)										
(I- W17\574315 7.67/ 24 GPV=184.00) (II- W17\304618 7.50/ 24 GPV=180.00) (III- S18\613664 7.50/ 24 GPV=180.00)																								
(IV- W18\556392 7.67/ 24 GPV=184.00) (V- W18\833306 7.83/ 24 GPV=188.00)																								

RESULT STATISTICS FOR THE COLLEGE

TOTAL PART-EXAM	FRESH	EXM/CHP	BOYS	GIRLS	DIV.	BOYS / GIRLS	RESULT WITHELD	FAILURES	
APPEARED	67	67	19	48	I		BY OFFICE,WD =	WITH COMPARTMENT=	DELETED -
PASS	59	59	18	41	II		AT TABULATION = 11	WITH EXEMPTION =	8
PASS-X	88.06	88.06	94.74	85.42	III		UNFAIR-MEANS =	PASS BY GRACE =	13 Perc(%) - 11.94

SUBJECTWISE STATISTICS OF APPEARED & PASS-X COUNTS

F/A 67 - 89.55% M/A 67 - 97.01% I/E 67 - 98.51% HRM 67 - 98.51% I/L 67 - 98.51% A/S 67 - 97.01%

B. S. Patil
 संचालक
 परीक्षा व मूल्यापन मंडळ
 राष्ट्र संत तुकडें जी महाराज
 नागपूर वि.पीठ.

(F/A)-FINANCIAL ACCOUNTING-V (M/A)-MANAGEMENT ACCOUNTING (I/E)-INDIAN ECONOMICS-II (HRM)-HUMAN RESOURCE MANAGEMENT (I/T)-INDIRECT TAX
 (B/F)-BUSINESS FINANCE-II (I/L)-INDUSTRIAL LAW (A/S)-ADVANCED STATISTICS (E/D)-ENTREPRENEURSHIP DEVELOPMENT-VI
 (C/A)-COMPUTER APPLICATION-VI (INTRODUCTION TO VISUAL BASIC) (PPI)-PRINCIPLES AND PRACTICES OF INSURANCE-VI
 EUC-Full Exemption, EU-Exempted in Univ. Assessment, EC-Exempted in College Assessment, GR=Grade
 Cr-Credit, GP-Grade Point, GPU-Grade Point Value (Credit X Grade Point), ICR-Sum of Credits, EGPV-Sum of Credits X Grade Points, SGPA-Sem. Grade Point Average

711

FACULTY OF SCIENCE & TECHNOLOGY
 RASHTRASANT TUKADOJI MAHARAJ NAGPUR UNIVERSITY TABULATION REGISTER SIXTH SEMESTER BACHELOR OF SCIENCE (B.SC.) SUMMER 2019 (REASSESSMENT) PN 204
 COLLEGE CODE & NAME :- (717) ARTS, COMMERCE & SCIENCE COLLEGE,ARVI,DIST WARDHA RESULT DATE # 07/08/2019

ROLLNO.	LN	ENRL. NO	NAME-OF-THE-CANDIDATE						MOTHER'S NAME			CEN CAT SEX MED						INCENTIVE						E/S	(W/H-TYPE)																																																																										
			1	2	3	4	5	6	7	8	9	10	11	12	13	14	15	16	17	18	19	20	21			22	23	24	25	26	27	28	29	30	31	32	33	34	35	36	37	38	39	40	41	42	43	44	45	46	47	48	49	50	51	52	53	54	55	56	57	58	59	60	61	62	63	64	65	66	67	68	69	70	71	72	73	74	75	76	77	78	79	80	81	82	83	84	85	86	87	88	89	90	91	92	93	94	95
B24010	1.	20173083810145	IDIVYA TEKCHAND MOTWANI						MANTA			717 1 F E													'A'																																																																										
PHY	16	44: 60	MTH IR 43 R 38: 81						C/S			29 39: 68						336 259 269 256 254 319						1693	PASS	I																																																																									
	10	10: 20 : 80	15 15: 30 :111									10 10: 20 : 88																																																																																							
	30	: : 30										27 : : 27																																																																																							
		: : 110	: : 111									: : 115																																																																																							
REASS. SUB.:MTH12			CHANGE YES/NO.:MTH(1)-Yes,MTH(2)-Yes																																																																																																
			(I- S17 /764693) (II- S17 /525524) (III- S18 /323973) (IV- S18 /683389) (V- RW18/310304)																																																																																																
B24047	2.	20173083810210	ISUSHAMA ASHOKRAO MOHEKAR						PUSHPA			717 1 F E													'A'																																																																										
CHE	12	38: 50	ZOO IR 15 R 25: 40						BOT			28 20: 48						271 243 274* 280 251* 275						1594	PASS	II																																																																									
	09	10: 19 : 69	08 08: 16 : 56									09 09: 18 : 66																																																																																							
	27	: : 27	25 : : 25									28 : : 28																																																																																							
		: : 96	: : 81									: : 94																																																																																							
REASS. SUB.:ZOO12			CHANGE YES/NO.:ZOO(1)-Yes,ZOO(2)-Yes																																																																																																
			(I- W16 /902763) (II- S17 /525588) (III- W17 /671182) (IV- S18 /683449) (V- W18 /310340)																																																																																																
B24055	3.	20173083810227	IANWIT PRAKASH KAHARE						NILIMA			717 1 M E													'A'																																																																										
CHE	09	R 23: 32	PHY 30 21: 51						MTH			30 23: 53						1242* 1221* 1216* 230 228 272						1409	PASS	II																																																																									
	07	07: 14 : 46 #2	08 08: 16 : 67									14 14: 28 : 81																																																																																							
	24	: : 24	22 : : 22									: : 81																																																																																							
		: : 72	: : 89																																																																																																
REASS. SUB.:CHE2			CHANGE YES/NO.:CHE(1)-No,CHE(2)-Yes																																																																																																
			(I- RS17/764792) (II- W17 /130901) (III- S19/165430) (IV- S19/491516) (V- RW18/310348)																																																																																																

RESULT STATISTICS FOR THE COLLEGE

TOTAL PART-EXAM	FRESH	EXM/CMP	BOYS	GIRLS	DIV.	BOYS / GIRLS	RESULT WITHELD	F A I L U R E S		
APPEARED	3	3	1	2	I	1	BY OFFICE,WO =	WITH COMPARTMENT=	DELETED -	
PASS	3	3	1	2	II	1	AT TABULATION =	WITH EXEMPTION =		
PASS-%	100.00	100.00	100.00	100.00	III		UNFAIR-MEANS =	TOTAL OF ABOVE =	Perc(Z) -	

SUBJECTWISE STATISTICS OF APPEARED & PASS-% COUNTS

CHE 2 - 100.00% PHY 2 - 100.00% MTH 2 - 100.00% ZOO 1 - 100.00% BOT 1 - 100.00% C/S 1 - 100.00%

COLLEGE: 717-ARTS, COMMERCE AND SCIENCE COLLEGE ARVI

ROLL NO. OF THE CANDIDATE	ENROLLMENT NO.	APPEARING SUBJECTS	1 (Cr:4)	2 (Cr:4)	3 (Cr:4)	4 (Cr:4)	TOT	MARK	RESULT	CR	CGPA	CGPA	DIVISION	EXEMPTION	ROLL NO.	
		C M C S	80	20	80	20	80	20	100							
		A E S E	100		100		100		100							
		T.D.T.X CENTRE P/L MIN	40		40		40		100							
1795	EXT/W18/MA/7201	3 M 5 H														
	DHIR NAMDEORAD PAKHALE		MAG	BV	LS	SS										
	Roll No: 717		190/1	149	13	151	13	160	15	151	13				1501795	
	Roll No: W2018/259920		62	64	75	64		265		16	116	7.25	6.19			
			G:GP:CG-> B+ 7:28 B+ 7:28 A 8:32 B+ 7:28													
			5:7/322376: 6.00 W:7/189556: 5.50 W:8/259920: 6.00													

RESULT STATISTICS FOR THE COLLEGE

APPEARED	TOTAL	REGU	EXT.	EX-STUD	BOYS/PASS %	GIRLS/PASS %	RESULT WITHHELD BY OFFICE, W/D	FAILURES WITH COMPARTMENT DELETED:
26	26	22	0	4	6 100.00%	20 100.00%	0	0
0	0	0	0	0	0	0	0	0
26	26	22	0	4	6 100.00%	20 100.00%	0	0
100.00%	100.00%	100.00%	100.00%	100.00%	100.00%	100.00%	0	0

SUBJECTWISE STATISTICS OF APPEARED AND PASS % COUNT

MAG 4	100.00%	BV 4	100.00%	LS 4	100.00%	SS 4	100.00%
-------	---------	------	---------	------	---------	------	---------

MAG	MADHYA YUGIN-ADHUNIK GADYA	2	BV	BHASHA VIGYAN
LS	ELECTIVE: LOKSAHITYA	4	TS	ELECTIVE: TAULANIK SAHITYABHYAS
SSA	ELECTIVE: SAHITYACHA SAMAJIK, SANSKRUTIK ABHYAS	6	SMS	ELECTIVE: SANVIDHANNMULYE AANI SAHITYA
FMS	FOUNDATION II: PRASARMADHYAME ANI SAHITYA VYAWAHAR	8	CS	FOUNDATION II: CHITRAPAT ANI SAHITYA
SS	FOUNDATION II: STREEWADI SAHITYA	ABS		FOUNDATION II: ANUVADIT BHARTIYA SAHITYACHA ABHYAS

H -> FAIL, PXMF -> FULL PREV. EXEM., XMF -> FULL CURR. EXMPT, AA -> ABSENT, (*) -> Pass by grace marks vide ORDINANCE No. 3 of 2007
 PXMT -> PREV. EXMPT. IN THEORY, PXMS -> PREV. EXMPT. IN SESSIONAL, XMT -> CURR. EXMPT. IN THEORY, XMS -> CURR. EXMPT. IN SESSIONAL
 EXAM CATG: 1-REGULAR, 2-EXTERNAL, 3-EX-STUDENT, CASTE: 1-SC, 2-ST, 3-NT, 4-VJ, 5-ORC, 6-GEN., 7-UNKNOWN
 ORD 4 OF 96 CA - CUMULATIVE APPEARANCE AS PER ORD. 4 OF 1996

COLLEGE: 717-ARTS, COMMERCE AND SCIENCE COLLEGE ARVI

ROLL NUMBER NAME OF THE CANDIDATE	ENROLLMENT NO.	APPEARING SUBJECTS: 1 (Cr:4) 2 (Cr:4) 3 (Cr:4) 4 (Cr:4) 5 (Cr:4)	1		2		3		4		TDT	MARKS	RESULT	CGPA	CGPA	DIVISION	EXEMPTIONS	ROLL NO.
			TH	SS	TH	SS	TH	SS	TH	SS								
		C M C S	MAX	80	20	80	20	80	20	80	20	IC						
EXEMPTIONS (IF ANY)		A E S E		100		100		100		100		1400						
		T D T X	CENTRE	P/L	MINI	40		40		40		160				REMARK		
23008	EXT/S18/MA/1759	3 M 1 F		SPI		I/A		PGS		HRI								
KATIBHA LAKHMANRAO DAHAT			161/1	34	09	47	12	39	10	45	12		PASS					593008
Other's Name: MAHANANDA		717																
W2018/274166				43		59		49		57		1208		16	88	5.50	5.69	Ind Division
				61	20	16	24	16	20	16	24							
				517/335197		6.00		W17/199361		5.75		W18/274166		5.50				

RESULT STATISTICS FOR THE COLLEGE

TOTAL	REGU	EXT.	EX-STUD	BOYS/PASS %	GIRLS/PASS %	RESULT WITHHELD	FAILURES
APPEARED	46	42	0	4	9 75.00%	37 89.19%	0 WITH COMPARTMENT DELETED: 0
ABSENT	1						0 WITH EXEMPTION
PASS	39						0 TOTAL OF ABOVE
PASS %	86.67						

SUBJECTWISE STATISTICS OF APPEARED AND PASS % COUNT

SPI 4	75.00%	I/A 4	75.00%	PGS 4	75.00%	HRI 4	75.00%
-------	--------	-------	--------	-------	--------	-------	--------

1SPI STATE POLITICS IN INDIA 2 I/A INDIAN ADMINISTRATION
 3PGS ELECTIVE: A)PRESSURE GROUPS AND SOCIAL MOVEMENTS 4 RPI ELECTIVE: B)RESERVATION POLICY IN INDIA
 5IHR ELECTIVE: C)INTERNATIONAL HUMAN RIGHTS-PROBLEMS 6 PPI ELECTIVE: D)PUBLIC POLICY IN INDIA
 7ICW FOUNDATION: A)INDIAN CONSTITUTION AND ITS WORKING B I/O FOUNDATION: B)INTERNATIONAL ORGANIZATIONS
 D/A FOUNDATION: C)DEVELOPMENT ADMINISTRATION HRI FOUNDATION: D)HUMAN RIGHTS AND INDIAN CONSTITUTION

N -> FAIL, PXMF -> FULL PREV. EXEM., XMF -> FULL CURR. EXMPT, AA -> ABSENT, (*) -> Pass by grace marks vide ORDINANCE No. 3 of 2007
 PXMT -> PREV. EXMPT. IN THEORY, PXMS -> PREV. EXMPT. IN SESSIONAL, XMT -> CURR. EXMPT. IN THEORY, XMS -> CURR. EXMPT. IN SESSIONAL
 EXAM CATG: 1-REGULAR, 2-EXTERNAL, 3-EX-STUDENT; CASTE: 1-SC, 2-ST, 3-NI, 4-VJ, 5-OBC, 6-GEN, 7-UNKNOWN
 ORD 4 OF 96 CA - CUMULATIVE APPEARANCE AS PER ORD. 4 OF 1996

COLLEGE: 717-ARTS, COMMERCE AND SCIENCE COLLEGE ARVI

ROLL NUMBER NAME OF THE CANDIDATE	ENROLLMENT NO.	APPEARING SUBJECTS	(Cr:4)12		(Cr:4)13		(Cr:4)14		(Cr:4)15	TOT	PROJECT	IN	MRK	RESULT	EXEMPTIONS	ROLL NO.			
			TH	SS	TH	SS	TH	SS									INT	EXT	IC
23757	2015016600594211	1 N 7 F IBE I/T C/L PRJ																	
DBITA ARJUN SATPAL		385/1	32	17	40	17	22	17	41	40				PASS BY					
Other's Name: SUNITA		717												*GRACE		623757			
			49		57		39		081		1227				16	128	8.00	7.44	B Good
		816PICG->	IC	7:28	B	8:32	IC	7:28	10	10:40									
		S/18-558513-			7.00	S/18-830580-			7.50	W/18-944417-									

RESULT STATISTICS FOR THE COLLEGE

TOTAL	REGU	EXT.	EX-STUD	BOYS/PASS %	GIRLS/PASS %	RESULT WITHHELD	FAILURES	DELETED:
APPEARED 55	55	0	0	21 80.95%	34 82.35%	BY OFFICE, M/O 0	WITH COMPARTMENT 0	0
ABSENT 0						BY TABULATION 0	WITH EXEMPTION 0	
PASS 45						UNFAIR MEANS 0	TOTAL OF ABOVE 0	
PASS % 81.82								

SUBJECTWISE STATISTICS OF APPEARED AND PASS % COUNT

BE 55 89.09%	I/T 55 85.45%	O/R 0	E/C 0	C/L 55 89.09%	PRJ 55 100.0%
--------------	---------------	-------	-------	---------------	---------------

B. S. Patil
 संचालक
 परीक्षा व मूल्यापन मंडळ
 राष्ट्रसंत तुकडोजी महाराज
 नागपूर वि.पीठ.

N -> FAIL, PXMF -> FULL PREV. EXEM., XMF -> FULL CURR. EXMPT, AA -> ABSENT, (M) -> Pass by grace marks vide ORDINANCE No. 3 of 2007
 PXMT -> PREV. EXMPT. IN THEORY, PXMS -> PREV. EXMPT. IN SESSIONAL, XMT -> CURR. EXMPT. IN THEORY, XMS -> CURR. EXMPT. IN SESSIONAL
 EXAM CATG: 1-REGULAR, 2-EXTERNAL, 3-EX-STUDENT ; CASTE: 1-SC, 2-ST, 3-MT, 4-VJ, 5-DBC, 6-GEN., 7-UNKNOWN
 ORD. 4 OF 2019 - CUMULATIVE APPEARANCE AS PER ORD. 4 OF 1996

ROLL NO	NAME OF THE CANDIDATE	MOTHER'S NAME	EX-CAT	SEX	LEN	P/L	THEORY PAPERS				PRACTICALS		IDENTIFICATION	TOTAL	RESULT	CGPA	EXEMPT. QSTD.	REMARKS/ROLL NUMBER	
							1	2	3	4	1	2							
							1	2	3	4	1	2	1	2					
							MAX:	80	20	80	20	80	20	100	100	25	1	1	1
							MIN:	40	40	40	40	40	40	10	1	1	1	1	

RESULT STATISTICS FOR THE COLLEGE

APPEARED	TOTAL	REGULAR	EXTERNAL	EX-STUD	BOYS / PASS 1	GIRLS / PASS 1	RESULT WITH/HOLD	FAILURES	
								BY OFFICE M/D	WITH EXEMPTION
0	0	0	0	0	0	0	0	0	0
0	0	0	0	0	0	0	0	0	0
0	0.00	0	0	0	0	0	0	0	0

CUMULATIVE SUBJECTWISE STATISTICS OF APPEARED AND PASS % COUNT

1	2	3	4	5	6
1	0	2	0	3	0
4	0	0	0	0	0

संचालक
 परीक्षा व मूल्यांकन मंडल
 राष्ट्रवल तुकडजी महाराज
 रायपुर वि.पीठ.

* - FAIL, PH - PREVIOUS EXEMPTION, M - CURRENT EXEMPTION, AN - AVERAGE, (A) - Pass by grace marks vide ordinance No. 3 of 2007

FACULTY OF SCIENCE & TECHNOLOGY
 EXAMINATION FOR THE DEGREE OF FOURTH SEM. OF B.Sc. (COMP. SCIENCE) (Credit Based Semester Pattern) SUMMER-2019
 COLLEGE: 717. ARTS, COMMERCE AND SCIENCE COLLEGE ARVI

ROLL NO.	ENROLMENT NO.	APPEARING SUBJ.	THEORY	PRACTICALS	SEMESTER	TOTAL	IN	MARKS	RESULT	IC	IIS	IISGPA	ICGPA	FINAL	GRADE	REMARKS	IC	IIS	IISGPA	ICGPA	FINAL	GRADE	REMARKS	
																								1
604303	2014014600679327	A/E	ENS																					
JAYSHREE PURUSHOTTAM CHAWDAK																								
ASHA	3 7 F 717 3/1		40	40	46	51	078	062	23	1360	PASS	125	1182	7.28										
U2018-449362-PRAC, SEM																								
S2015-413059-3,																								
U2015-887786-1,																								
616P1C8-7IE1 5120IE1 5120ID1 6124IC1 7128ID11014010110140101101101																								
U14/593157- 7.44 S15/567938- 7.28 -																								

RESULT STATISTICS FOR THE COLLEGE

TOTAL	REGULAR	EXTERNAL	EX-STUD	BOYS / PASS %	GIRLS / PASS %	RESULT WITHHELD	FAILURES
APPEARED	1	0	0	1	0	*****X	1 100.00%
ABSENT	0						BY OFFICE, W/O 0
PASS	1						BY TABULATION 0
PASS %	100.00						UNFAIR MEANS 0
							WITH COMPARTMENT 0
							WITH EXEMPTION 0
							TOTAL OF ABOVE 0

COLLEGEWISE SUBJECTWISE STATISTICS OF APPEARED AND PASS % COUNT

D/M	A/E	1	100.0%	DAA	0	ENS	1	100.0%

(Signature)
 संचालक
 परीक्षा व मूल्यांकन मंडळ
 राष्ट्रसंत तुकडोजी महाराज
 नागपूर वि.पीठ.

D/M DATA MINING
 DAA DESIGN AND ANALYSIS OF ALGORITHM
 PRE ELECTIVE : PATTERN RECOGNITION
 P-I PRACTICAL-I
 SEM SEMESTER
 A/E ARTIFICIAL INTELLIGENCE AND EXPERT SYSTEM
 ENS ELECTIVE : EMBEDDED SYSTEM
 PCO ELECTIVE : PARALLEL COMPUTING
 PRJ PROJECT

-> FAIL, PXT -> PREVIOUS EXEMPTION, XI -> CURRENT EXEMPTION, AA -> ABSENT, (e) -> Pass by grace marks vide ORDINANCE No. 3 of 2007
 EXAM CATG: 1-REGULAR, 2-EXTERNAL, 3-EX-STUDENT ; CASTE: 1-SC, 2-ST, 3-MT, 4-WJ, 5-OC, 6-GEN, 7-UNKNOWN
 ORD 4 OF 96 CA - CUMULATIVE APPEARANCE AS PER ORD. 4 OF 1996

SUMMER-20

(FACULTY OF HUMANITIES)

SHRIRASANT TUKADJI MAHARAJ NAGPUR UNIVERSITY TABULATION REGISTER B.A. SIXTH SEMESTER SUMMER 2020

08/04/2021 PM42

COLLEGE:- (717) ARTS, COMMERCE & SCIENCE COLLEGE, ARVI, DIST WARDHA

1800 (60%) & Above - I Div., 1350 (45%) & Above - II Div., Less than 1350 (45%) - III Div.

LN	ENRL NO	NAME-OF-THE-CANDIDATE						MOTHER'S NAME						CEN CAT	SEX	MED	INCENTIVE	E/S				
		ISUB	TU	ISUB	TU1	TU2	ISUB	TU1	TU2	ISUB	TU1	TU2	ISUB						TU1	TU2	TOTAL	AGGR.
		I(CVAICVB)		I(CVAICVB)		I(CVAICVB)		I(CVAICVB)		I(CVAICVB)		I(CVAICVB)				500	TOTAL					
		TI		TI		TI1 TI2		TI1 TI2		TI1 TI2		TI1 TI2				200	3000					
		TOT	RNKI	TOT	RNKI	PU	PI	TOT	RNKI	PU	PI	TOT	RNKI	PU	PI	TOT	RNKI	200	3000			
003	1	20182063807656	MONALI RAMESHRAD DESHMUKH						SINDHU						0	1	F	M				'A'
		80:20/40		80:20/40		80:20/40		80:20/40		80:20/40		80:20/40		80:20/40								
		(50: 26)		(50: 29)		(28: 27)		(44: 27)														
		MAR 76		POL 79		HIS 55		MLT 71								424			PASS	W/D		
		18		17		18		18														
		071		093		098		073							089							

W18/738212 (269 /500)(II- W18/485315 (268# /500)) (III- 819/211692 (284 /500)) (IV- 820/416191 (288 /500)) (V- C /500)

COLLEGE:- (717) ARTS, COMMERCE & SCIENCE COLLEGE, DIST WARDHA

RESULT STATISTICS FOR THE COLLEGE

TOTAL PART-EXAM FRESH EXH/CMP				BOYS	GIRLS	DIV.	BOYS / GIRLS	RESULT WITHELD	FAILURES
APPEARED	1	1			1	I		BY OFFICE,WO =	WITH COMPARTMENT=
PASS	1	1			1	II		AT TABULATION = 1	WITH EXEMPTION =
PASS-X	100.00	100.00			100.00	III		UNFAIR-REANS =	TOTAL OF ABOVE = Perc(%) -

SUBJECTWISE STATISTICS OF APPEARED & PASS-X COUNTS

80	1 X 100.00	MAR	1 X 100.00	POL	1 X 100.00	HIS	1 X 100.00	MLT	1 X 100.00
----	------------	-----	------------	-----	------------	-----	------------	-----	------------

संचालक
 परीक्षा व मूल्यमापन मंडळ
 राष्ट्र संत तुकडे जी महाराज
 नागपूर वि.पीठ.

ASHTRASANT TUKADOJI MAHARAJ NAGPUR UNIVERSITY TABULATION REGISTER SIXTH SEMESTER BACHELOR OF COMMERCE SUMMER 2020 PH 2174 RESULT DATE # 24/11/2020
 (CREDIT BASED SYSTEM) (FACULTY OF COMMERCE & MANAGEMENT)
 COLLEGE CODE & NAME :- (717) ARTS, COMMERCE & SCIENCE COLLEGE, ARVI, DIST WARDHA

LNO.	LN	PRN/ENRL. NO	NAME-OF-THE-CANDIDATE						MOTHER'S NAME						CEN	CAT	SEX	MED	INCENTIVE			E/S	(M/H-TYPE)				
			1 (CR:4)	2 (CR:4)	3 (CR:4)	4 (CR:4)	5 (CR:4)	6 (CR:4)	ICVAICVBI	ICVAICVBI	ICVAICVBI	ICVAICVBI	ICVAICVBI	ICVAICVBI					TOTAL	ICR	RESULT		AGGR.	IGPV	CGPA	ECR	(10)
			80	20	80	20	80	20	80	20	80	20	80	20	80	20				600	IGPV		240	SGPA		ECR	(10)
			40		40		40		40		40		40		40					240	SGPA		(10)				
			GRI	GPI	GPV	GRI	GPI	GPV	GRI	GPI	GPV	GRI	GPI	GPV	GRI	GPI	GPV										

RESULT STATISTICS FOR THE COLLEGE

TOTAL PART-EXAM FRESH EXM/CMP						BOYS	GIRLS	DIV.	BOYS / GIRLS	RESULT WITHELD	F A I L U R E S		
APPEARED	75	75	29	46	I	BY OFFICE, MO =				WITH COMPARTMENT=	DELETED -		
PASS	75	75	29	46	II	AT TABULATION = 3				WITH EXEMPTION =			
PASS-X	100.00	100.00	100.00	100.00	III	UNFAIR-MEANS =				PASS BY GRACE =	Perc(X) -		

SUBJECTWISE STATISTICS OF APPEARED & PASS-X COUNTS

F/A 75 - 100.00% M/A 75 - 100.00% I/E 75 - 100.00% HRM 75 - 100.00% I/L 75 - 100.00% A/S 75 - 100.00%

B. S. Jadhav
 संचालक
 परीक्षा व मूल्यांकन मंडळ
 राष्ट्र संसद तुकड जी महाराज
 नागपूर वि.पीठ.

(F/A)-FINANCIAL ACCOUNTING-V (M/A)-MANAGEMENT ACCOUNTING (I/E)-INDIAN ECONOMY-II (HRM)-HUMAN RESOURCE MANAGEMENT (I/T)-INDIRECT TAX
 (B/F)-BUSINESS FINANCE-II (I/L)-INDUSTRIAL LAW (A/S)-ADVANCED STATISTICS (E/D)-ENTREPRENEURSHIP DEVELOPMENT-VI
 (C/A)-COMPUTER APPLICATION-VI (INTRODUCTION TO VISUAL BASIC) (PPI)-PRINCIPLES AND PRACTICE OF INSURANCE-VI
 EUC-Full Exemption, EU-Exempted in Univ. Assessment, EC-Exempted in College Assessment, GR=Grade

90:71 71/80/

SCHOOL OF SCIENCE & TECHNOLOGY
 SHRIRANG TUKADOJI MAHARAJ NAGPUR UNIVERSITY TABULATION REGISTER SIXTH SEMESTER BACHELOR OF SCIENCE (B.SC.) SUMMER 2020 PB 1725
 RESULT DATE # 22/11/2020

COLLEGE CODE & NAME :- (717) ARTS, COMMERCE & SCIENCE COLLEGE, ARVI, DIST WARDHA

NO.	LN	ENRL NO	NAME-OF-THE-CANDIDATE						MOTHER'S NAME						CEN CAT SEX MED						INCENTIVE				E/S	(U/H-TYPE)				
			1	2	3	4	5	6	7	8	9	10	11	12	13	14	15	16	17	18	19	20	21	22			23	24	25	
ICVA:CVBICVA:CVBI			ICVA:CVBICVA:CVBI						ICVA:CVBICVA:CVBI																					
TH1	TH2	TOT	TH	RMK	SUB	TH1	TH2	TOT	TH	RMK	SUB	TH1	TH2	TOT	TH	RMK	Mark	Mark	Mark	Mark	Mark	Mark	Mark	Mark	TOTAL	RESULT	DIVISION			
IA1	IA2	TOT	TOT			IA1	IA2	TOT	TOT			IA1	IA2	TOT	TOT		Max	Max	Max	Max	Max	Max	Max	Max						
PR			SubTot						PR						SubTot						450	450	450	450	450	450	450	2700		

RESULT STATISTICS FOR THE COLLEGE

TOTAL PART-EXAM	FRESH	EXM/CHP	BOYS	GIRLS	DIV.	BOYS / GIRLS	RESULT WITHELD	FAILURES
APPEARED	126	125	1	35	91	I	18	58
PASS	126	125	1	35	91	II	17	27
PASS-X	100.00	100.00	100.00	100.00	100.00	III		

SUBJECTWISE STATISTICS OF APPEARED & PASS-X COUNTS

CHE 85 - 100.00X PHY 81 - 100.00X MTH 81 - 100.00X ZOO 45 - 100.00X BOT 44 - 100.00X C/S 40 - 100.00X

संचालक
 परीक्षा व मूल्यांकन मंडळ
 राष्ट्रसंत तुकडोजी महाराज
 नागपूर वि.पीठ.

ROLL NO.	ENROLLMENT NO.	APPEARING SUBJECTS:1 (Cr:4)2 (Cr:4)3 (Cr:4)4 (Cr:4)5 (TOT)	Grade	EXEMPTIONS	ROLL NO.
NAME OF THE CANDIDATE		TH SS TH SS TH SS TH SS IN (MRK)	CGPA	DIVISION	
		MAX: 80 20 : 80 20 : 80 20 : 80 20 (C :)		(C)	
OPTIONS (IF ANY)		A E S E : 100 : 100 : 100 : 100 (E : 400)		(L)	
		T D T X CENTRE P/L MIN: 40 : 40 : 40 : 40 : (160)		REMARK	

RESULT STATISTICS FOR THE COLLEGE

APPEARED	REGU	EXT.	EX-STUD	BOYS/PASS %	GIRLS/PASS %	RESULT WITHHELD	FAILURES	DELETED:
29	25	0	4	6 83.33%	23 91.30%	BY OFFICE, W/O	0 WITH COMPARTMENT	0
0						BY TABULATION	1 WITH EXEMPTION	
26						UNFAIR MEANS	0 TOTAL OF ABOVE	
SS %	89.56							

SUBJECTWISE STATISTICS OF APPEARED AND PASS % COUNT

4	75.00%	BU	4	75.00%	LS	4	75.00%	SS	4	75.00%
---	--------	----	---	--------	----	---	--------	----	---	--------

ROLL NUMBER	ENROLLMENT NO.	APPEARING SUBJECTS:	1 (Cr:4)	2 (Cr:4)	3 (Cr:4)	4 (Cr:4)	5 (Cr:4)	6 (Cr:4)	7 (Cr:4)	8 (Cr:4)	9 (Cr:4)	10 (Cr:4)	11 (Cr:4)	12 (Cr:4)	Grade	EXEMPTIONS	ROLL NO.
NAME OF THE CANDIDATE			TH	SS	TH	SS	TH	SS	TH	SS	TH	SS	TH	SS			
EXEMPTIONS (IF ANY)			MAX: 80	20	80	20	80	20	80	20	80	20	80	20			
			100	100	100	100	100	100	100	100	100	100	100	100			
			40	40	40	40	40	40	40	40	40	40	40	40			

RESULT STATISTICS FOR THE COLLEGE

APPEARED	TOTAL	REGU	EXT.	EX-STUD	BOYS/PASS %	GIRLS/PASS %	RESULT WITHHELD	FAILURES	DELETED:
45	45	44	0	1	19 94.74%	26 100.00%	BY OFFICE, U/O	0 WITH COMPARTMENT	0
0	0	0	0	0			BY TABULATION	0 WITH EXEMPTION	0
44	44	44	0	0			UNFAIR MEANS	0 TOTAL OF ABOVE	0
97.78	97.78								

SUBJECTWISE STATISTICS OF APPEARED AND PASS % COUNT

PI 1	100.0%	I/A 1	100.0%	PGS 1	100.0%	HRI 1	100.0%
------	--------	-------	--------	-------	--------	-------	--------

B. S. Patil
 संचालक
 परीक्षा व मूल्यांकन मंडळ
 राष्ट्र संत तुकडोजी महाराज
 नागपूर वि.पीठ.

PI STATE POLITICS IN INDIA 2 I/A INDIAN ADMINISTRATION
 PGS ELECTIVE: A)PRESSURE GROUPS AND SOCIAL MOVEMENTS 4 RPI ELECTIVE: B)RESERVATION POLICY IN INDIA
 HR ELECTIVE: C)INTERNATIONAL HUMAN RIGHTS-PROBLEMS 6 PPI ELECTIVE: D)PUBLIC POLICY IN INDIA

717

SHRIWANT TUKADGI TAPPAJI HADPE UNIVERSITY
 COLLEGE OF SCIENCE & TECHNOLOGY
 REGISTRATION FOR THE DEGREE OF B. SC (COMPUTER SCIENCE) (CBCS) SUMMER 2020
 ULEDE 717 ARTS, COMMERCE AND SCIENCE COLLEGE ARIJ

DATE 29/11/2020 PAGE 37 (DIRECTION NO. 20/2020)

SL. NO.	NAME OF THE CANDIDATE	THEORY PAPERS	PRACTICALS	ISERIHAR	TOTL RESULT	CGPA	EXMP	DBTD	REMARK	ROLL NUMBER
REGULENT NO.	MOTHER'S NAME	EX-CAT	SEX	CEN	P/L1	H	MARK	AND	FINAL	GRADE
APPEARING SUBJECTS	1 Cr-4	2 Cr-4	3 Cr-4	4 Cr-4	P1 CR4	PRJ CR4	Cr-1	C	E	1250
MARKS	00 20	80 20	80 20	80 20	100	100	25	10	1250	
PERCENTAGE (IF ANY)	00	40	40	40	40	40	10	10	1250	
2045	ARUSHI SANJAYRAO DULKARI	145 23								
	SUNITA	145 15		1AA	17					
1501602174813	D/N	3 F 717 37/1							IFAIL	10/11
019-428468-	F/C	080	043	046	017	074	075	18	1353	
019-412173-	XN	PXN	PXN	PXN	PXN	PXN	PXN	PXN		
018-452284-	G/GP/CG-31A	/ 8/321C / 5/201C / 5/201F / 0/ D1A / 8/321A / 8/321A / 8/ B1								
	S-I	5/17/347863-	5.48	S-II	5/19-349097-	5-III	5/19-349097-	6.44		
2046	YOGITA PRALHADRAO DURG	150 23								
	SHARDA	173 15								
1501602108842	AIE	3 F 717 37/2							IPASS	12511761 7.04
019-428474-	ATE	059	088	045	052	071	074	18	1407	
018-021998-	PXN	PXN	PXN	PXN	PXN	PXN	PXN	PXN		
	G/GP/CG-31B	/ 6/241A / 9/361C / 5/201B / 6/241A / 8/321A / 8/321A / 8/ B1								
	S-I	5/20-234160-	7.72	S-II	U19/420492-	5.76	S-III	-		

RESULT STATISTICS FOR THE COLLEGE

APPEARED	TOTAL	REGULAR	EXTERNAL	EX-STUD	BOYS	PASS %	GIRLS	PASS %	RESULT WITHHELD	FAILURES
2	2	0	0	2	0	*****	2	50.00%	BY OFFICE: W/D	0
0	0								BY TABULATION	0
1	1								UNFAIR HEARS	0
50.00	50.00									0

COLLEGEWISE SUBJECTWISE STATISTICS OF APPEARED AND PASS % COUNT

1	0	2	0	3	0	4	0	5	0	6	0
---	---	---	---	---	---	---	---	---	---	---	---

SUMMER-21

COLLEGE:- (717) ARTS, COMMERCE & SCIENCE COLLEGE, ARVI, DIST WARDHA
 1800 (60%) & Above - I Div., 1350 (45%) & Above - II Div., Less than 1350 (45%) - III Div.

ROLL ISUB I	LN TU I	ENRL. NO I	NAME-OF-THE-CANDIDATE				MOTHER'S NAME				CEN CAT SEX MED			INCENTIVE		E/S I		
			ISUB I	TU II	ISUB I	TU1 TU2 I	ISUB I	TU1 TU2 I	ISUB I	TU1 TU2 I	ISUB I	TU1 TU2 I	TOTAL I	AGGR. I	RESULT I		DIVISION I	
		TOT	RMKI	TOT		RMKI	PU	PI	TOT	RMKI	PU	PI	TOT	RMKI	200	3000	I	I


COLLEGE:- (717) ARTS, COMMERCE & SCIENCE COLLEGE, DIST WARDHA

RESULT STATISTICS FOR THE COLLEGE

	TOTAL ABS	PART-EXAM 184	FRESH 169	EXM/CMP 91.85	BOYS 54	GIRLS 130	DIV. I	BOYS / GIRLS 34 / 110	RESULT WITHELD BY OFFICE, WD = 25	FAILURES WITH COMPARTMENT = 15

SUBJECTWISE STATISTICS OF APPEARED & PASS-% COUNTS

ENG 184 %	96.20	HIN 10 %	100.00	MLT 137 %	94.89	HEC 78 %	100.00	F/D 13 %	100.00	MAR 174 %	95.98	PDL 162 %	96.30
HIS 110 %	92.73	ELT 14 %	100.00	ECD 38 %	94.74								


 संचालक
 परीक्षा व मूल्यांकन मंडळ
 राष्ट्र संत तुकडे जी महाराज
 नागपूर वि.पीठ.

RASHTRASANT TUKADOJI MAHARAJ NAGPUR UNIVERSITY TABULATION REGISTER SIXTH SEMESTER BACHELOR OF COMMERCE SUMMER 2021 PW 2375
 [CREDIT BASED SYSTEM] [FACULTY OF COMMERCE & MANAGEMENT]
 COLLEGE CODE & NAME :- (717) ARTS, COMMERCE & SCIENCE COLLEGE, ARVI, DIST WARDHA RESULT DATE # 23/08/2021

ROLLNO.	LN	PRN/ENRL. NO	NAME-OF-THE-CANDIDATE						MOTHER'S NAME						CEN	CAT	SEX	MED	INCENTIVE			E/S	(M/H-TYPE)		
			1 (CR:4)		2 (CR:4)		3 (CR:4)		4 (CR:4)		5 (CR:4)		6 (CR:4)						TOTAL	ECR	RESULT	ABGR			
			ISUB	TU	TI	ISUB	TU	TI	ISUB	TU	TI	ISUB	TU	TI	ISUB	TU	TI		600	EGPV		ESPV	CGPA		
			80	20		80	20		80	20		80	20		80	20		80	20	600	EGPV		ESPV	CGPA	
		40				40			40			40			40			40	240	SGPA		ICR	(10)		
			GR	GP	GPV	GR	GP	GPV	GR	GP	GPV	GR	GP	GPV	GR	GP	GPV	GR	GP	GPV					

RESULT STATISTICS FOR THE COLLEGE

TOTAL PART-EXAM FRESH EXM/CHP BOYS GIRLS DIV. BOYS / GIRLS RESULT WITHELD FAILURES

APPEARED	129	129	44	85	I	BY OFFICE, NO =	WITH COMPARTMENT=	DELETED -
PASS	120	120	40	80	II	AT TABULATION = 20	WITH EXEMPTION = 9	
PASS-%	93.02	93.02	90.91	94.12	III	UNFAIR-REANS =	PASS BY GRACE = 8 Perc(%)	6.98

SUBJECTWISE STATISTICS OF APPEARED & PASS-% COUNTS

F/A 129 - 95.35% M/A 129 - 97.67% I/E 129 - 97.67% HRM 129 - 97.67% I/L 129 - 100.00% A/S 129 - 99.22%

B. S. Patil
 संचालक
 परीक्षा व मूल्यापन मंडळ
 राष्ट्र संत तुकड जी महाराज
 नागपूर वि. पीठ.

(I- S19/151195) (II- S20/286409) (III- S20/211142) (IV- S20/307411) (V- U20/706747)


ROLLNO.	LM	ENRL NO	NAME-OF-THE-CANDIDATE					MOTHER'S NAME					SEM	CAT	SEX	MED	INCENTIVE	E/S	(M/F)	
			TH1	TH2	TOT	TH	RMK1	SUB	TH1	TH2	TOT	TH								RMK1
			IA1	IA2	TOT	TOT	IA1	IA2	TOT	TOT	IA1	IA2	TOT	TOT	Max	Max	Max	Max	Max	Max
			PR		SubTot		PR		SubTot		PR		SubTot	450	450	450	450	450	450	2700

RESULT STATISTICS FOR THE COLLEGE

	TOTAL	PART-EXAM	FRESH	EXM/CMF	BOYS	GIRLS	DIV.	BOYS / GIRLS	RESULT WITHHELD	FAILURES		
APPEARED	126			126	40	86	I	16 / 50	BY OFFICE, WD =	WITH COMPARTMENT =		
PASS	121			121	38	83	II	16 / 19	AT TABULATION = 10	WITH EXEMPTION = 5		
PASS-X	96.03			96.03	95.00	96.51	III		UNFAIR-MEANS =	TOTAL OF ABOVE = 5		
										DELETED - 5		
										Perc(%) - 3.97		

SUBJECTWISE STATISTICS OF APPEARED & PASS-X COUNTS

CHE 77 - 100.00% PHY 86 - 100.00% MTH 86 - 100.00% ZOO 40 - 100.00% BOT 40 - 100.00% C/S 49 - 100.00%


 संचालक
 परीक्षा व मूल्यांकन मंडळ
 राष्ट्र संत तुकडे जी महाराज
 नागपूर वि.पीठ.

SUMMER-22

COLLEGE:- (717) ARTS, COMMERCE & SCIENCE COLLEGE, ARVI, DIST WARDHA

1800 (60%) & Above - I Div., 1350 (45%) & Above - II Div., Less than 1350 (45%) - III Div.

ROLL	LN	ENRL. NO	NAME-OF-THE-CANDIDATE						MOTHER'S NAME				CEN	CAT	SEX	MED	INCENTIVE	E/S			
ISUB	TU		ISUB	TU	ISUB	TU1	TU2	ISUB	TU1	TU2	ISUB	TU1	TU2	ISUB	TU1	TU2	TOTAL	AGGR.	RESULT	DIVISION	
	TI		TI		TI1	TI2		TI1	TI2		TI1	TI2		TI1	TI2		500	TOTAL			
	TOT	RANK	TOT	RANK	PU	PI	TOT	RANK	PU	PI	TOT	RANK	PU	PI	TOT	RANK	200	3000			
660308	1	EXT/522/6714	LAXMI SHRIKRUSHNA PATILPAIK						PRADHA				717	2	F	N	EXN				
		80:20/40		80:20/40		80:20/40		80:20/40		80:20/40		80:20/40		80:20/40		80:20/40		418	2338	PASS	I
ENG	76		HAR	80	POL	52		HIS	74		MLT	52									
	19			20		13			19			13									
		095		100			065			093				065							

(I- W19/657175 (334* /500))(II- S20/394502 (398 /500)) (III- W20/491814 (389 /500)) (IV- S21/965435 (414 /500)) (V- W21/383698 (385 /500))

COLLEGE:- (717) ARTS, COMMERCE & SCIENCE COLLEGE, DIST WARDHA

RESULT STATISTICS FOR THE COLLEGE

TOTAL	PART-EXAM	FRESH	EXM/CHP	BOYS	GIRLS	DIV.	BOYS / GIRLS	RESULT WITHHELD	FAILURES
APPEARED	206	205	1	78	128	I	61 103	BY OFFICE,WO =	WITH COMPARTMENT=
PASS	191	190	1	75	116	II	15 27	AT TABULATION = 27	WITH EXEMPTION = 15
PASS-%	92.72	92.68	100.00	96.15	90.63	III		UNFAIR-MEANS =	TOTAL OF ABOVE = 15 Perc(%) - 7.28

SUBJECTWISE STATISTICS OF APPEARED & PASS-% COUNTS

ENG 206 %	95.15	HAR 192 %	93.23	POL 163 %	93.87	HIS 147 %	94.56	MLT 151 %	94.04	HIN 14 %	100.00	ELT 10 %	100.00
HEC 81 %	92.59	ECO 56 %	100.00	F/D 10 %	100.00								

B. S. Patil
 संचालक
 परीक्षा व मूल्य मापन मंडळ
 राष्ट्र संत तुकड जी महाराज
 नागपूर वि.पीठ.

ROLL NO.	LN	FRN/ENRL. NO	NAME-OF-THE-CANDIDATE						MOTHER'S NAME						CEN CAT SEX MED						INCENTIVE			E/S	(U/H-TYPE)													
			1 (CR:4)		2 (CR:4)		3 (CR:4)		4 (CR:4)		5 (CR:4)		6 (CR:4)																									
			SUB	TU	TI	SUB	TU	TI	SUB	TU	TI	SUB	TU	TI	SUB	TU	TI	SUB	TU	TI	SUB	TU	TI															
				80	20		80	20		80	20		80	20		80	20		80	20		80	20		600													
				40			40			40			40			40			40			40			240													
				GR	GP	GPV		GR	GP	GPV		GR	GP	GPV		GR	GP	GPV		GR	GP	GPV																

RESULT STATISTICS FOR THE COLLEGE

TOTAL PART-EXAM FRESH EXM/CMP BOYS GIRLS DIV. BOYS / GIRLS RESULT WITHELD FAILURES

APPEARED	114	114	56	58	I	BY OFFICE, UD =	WITH COMPARTMENT =	DELETED -
PASS	112	112	54	58	II	AT TABULATION = 8	WITH EXEMPTION =	2
PASS-X	98.25	98.25	96.43	100.00	III	UNFAIR-MEANS =	PASS BY GRACE =	Perc(X) - 1.75

SUBJECTWISE STATISTICS OF APPEARED & PASS-X COUNTS

F/A 114 - 99.12% M/A 114 - 99.12% I/E 114 - 98.25% HRM 114 - 99.12% I/L 114 - 99.12% A/S 114 - 99.12%

B. S. Joshi
 संचालक
 परीक्षा व मूल्यांकन मंडळ
 राष्ट्र संत तुकडोजी महाराज
 नागपूर वि.पीठ.

LN	LN	ENRL. NO	NAME-OF-THE-CANDIDATE						MOTHER'S NAME			GEN CAT SEX MED						INCENTIVE						E/S	(W/H-TYPE)
			1		2		3		4		5		6		7		8		9		10				
TH1	TH2:TOT	TH	RMK	SUB	TH1	TH2:TOT	TH	RMK	SUB	TH1	TH2:TOT	TH	RMK	Mark	Mark	Mark	Mark	Mark	Mark	Mark	Mark	Mark	TOTAL	RESULT	DIVISION
IA1	IA2:TOT	TOT			IA1	IA2:TOT	TOT			IA1	IA2:TOT	TOT		Max	Max	Max	Max	Max	Max	Max	Max	Max			
PR				SubTot					PR														2700		

RESULT STATISTICS FOR THE COLLEGE

TOTAL PART-EXAM FRESH EXM/CMP				BOYS	GIRLS	DIV.	BOYS / GIRLS	RESULT WITHHELD	F A I L U R E S			
APPEARED	124	124		35	89	I	24 / 76	BY OFFICE, WD =	WITH COMPARTMENT = DELETED -			
PASS	121	121		34	87	II	4 / 6	AT TABULATION = 11	WITH EXEMPTION = 3			
PASS-%	97.58	97.58		97.14	97.75	III		UNFAIR-MEANS =	TOTAL OF ABOVE = 3 Perc(X) - 2.42			

SUBJECTWISE STATISTICS OF APPEARED & PASS-% COUNTS

CHE 65 - 98.82% PHY 63 - 98.41% MTH 63 - 98.41% ZOO 61 - 98.36% BOT 61 - 98.36% C/S 39 - 97.44%

B. K. Patil
 संचालक
 परीक्षा व मूल्यांकन मंडळ
 राष्ट्र संत तुकडोजी महाराज
 नागपूर वि.पीठ.

717

M.A. IVth sem Home-Eco
S/2022

RASHTRASANT TUKADGI MAHARAJ NAGPUR UNIVERSITY
FACULTY OF HUMANITIES

RESULT DATE: 19/07/2022
PG 17

TABULATION REGISTER - OF FOURTH SEMESTER OF M.A. (HOME ECONOMICS)(CBCS) (CHOICE BASED CREDIT SYSTEM) SUMMER 2022

COLLEGE CODE & NAME :- (717) ARTS, COMMERCE & SCIENCE COLLEGE, ARVI, DIST WARDHA-442201

LN	LN	ENRL NO	NAME-OF-THE-CANDIDATE										MOTHER'S NAME	CEN	CAT	SEX	REG	INCENTIVE	E/S	(U/N-TYPE)	
1	2	3	4	5	6	7	8	9	10	11	12	13	14	15	16	17	18	19	20		
1 (Cr:4)	2 (Cr:4)	3 (Cr:4)	4 (Cr:4)	5 (Cr:4)	TOTAL	RESULT	ICR	ISPV	ISPA	ISPV	ISPA	(FINAL)									
TH : SS	TH : SS	TH : SS	TH : SS	TH : SS	(MARKS)		(10)	(10)	(10)	(10)	(10)	(GRADE)									
80 : 20	80 : 20	80 : 20	80 : 20	80 : 20	500																
40	40	40	40	40	200																
IGR IGP	IGR IGP	IGR IGP	IGR IGP	IGR IGP	IGR IGP																
1485	1.	2015016600202185	KUMUD PRALHADRAO DEHANKAR										MALU	717	J	F	N				
		F/N	F/D	C/N		HSE		PR													
		44	19	76	17	66	18	70	19			426	PASS	20	180	9.00	654	8.18	0		
		63		93		84		89		97	PXM						80				
		1B+ 17	28	10	1101	40	1A+ 19	36	1A+ 19	36	10	1101	40								
												S19\B13955							1st Division with Distinction		
I-	U17\768976	8.20/ 20	GPV =164.00	II-	S18\748955	8.00/ 20	GPV =160.00	III-	U18\282870	7.50/ 20	GPV =150.00										

RESULT STATISTICS FOR THE COLLEGE

TOTAL	PART-EXAM	FRESH	EXM/CMP	BOYS	GIRLS	DIV.	BOYS / GIRLS	RESULT	WITHELD	FAILURE S
APPEARED	1		1		1	I		BY OFFICE,WO =		WITH COMPARTMENT=
PASS	1		1		1	II		AT TABULATION =		WITH EXERPTION =
PASS-%	100.00		100.00		100.00	III		OTHER WITHELD=		TOTAL OF ABOVE =
								UNFAIR-REANS =		Perc.(%) =

SUBJECTWISE STATISTICS OF APPEARED & PASS-% COUNTS

F/N 1 - 100.00% F/D 1 - 100.00% H/I 1 - 100.00% PR 0 - --. --X

B. S. Patil
संचालक
परीक्षा व मूल्यापन मंडळ
राष्ट्रसंत तुकडोजी महाराज
नागपूर वि.पीठ.

1) F/N-FOODS AND NUTRITION 2) F/D-FAMILY DYNAMICS 3) -ELECTIVE PAPER 3) (A) C/N-ELECTIVE: CONSUMER AND THE MARKET
4) (B) HSE-ELECTIVE: HOME SCIENCE EXTENSION EDUCATION 4) H/I-CORE: HOUSING AND INTERIORS 5) PR-PRACTICAL (FOOD & NUTRITION)

-Full Exemption: XNT-Exempted in Theory; XNS-Exempted in Internal Asses; XNF-Exempted in Practical; XNI-Exempted in Prac. Int. Asses.
Refusal AA=absent #=Fail TU=Theo Uni. TI=Theory Internal PU=Practical Uni. PI=Practical Internal INC=Incentives
Credit: GP-Grade Point, GPA-Grade Point Average (Credit X Grade Point); ICR-Sum of Credits, ISPA-Sum of Credits X Grade Points, ISPA-Sum Grade Point Average

M.A. Marathi S/2022 IV

RASHTRASANT TUKADOLI MAHARAJ NAGPUR UNIVERSITY
FACULTY OF HUMANITIES

RESULT DATE 19/07/2022
PG 55

TABULATION REGISTER - OF FOURTH SEMESTER OF B.A. (MARATHI) (CBCS) (CHOICE BASED CREDIT SYSTEM) SUMMER 2022

COLLEGE CODE & NAME :- (717) ARTS, COMMERCE & SCIENCE COLLEGE, ARVI, DIST. WARDHA-442201

ROLL NO.	LN	ENRL NO	NAME-OF-THE-CANDIDATE				MOTHER'S NAME				CEN	CAT	SEX	REG	INCENTIVE		E/S	(M/H-TYPE)	
1	2	3	4	5	6	7	8	9	10	11	12	13	14	15	16	17	18	19	
1	2	3	4	5	6	7	8	9	10	TOTAL	RESULT	ICR	IGPV	IBPA	IGPV	COPA	IFINAL		
TH	SS	TH	SS	TH	SS	TH	SS	TH	SS	(MARKS)				(10)	ICR	(10)	(GRADE)		
80	20	80	20	80	20	80	20	80	20	400									
40	40	40	40	40	40	40	40	40	40	160									
IGR	IBP	IGR	IBP	IGR	IBP	IGR	IBP	IGR	IBP	IGR									
E139	1.	EXT	PRIYANKA HARATANRAD KHORADE				ASHA												
			MAG	BV	LS	SSA													
			40	10	50	13	56	14	38	10	231	PASS	16	96	6.00	396	6.19	A	
			50		63		70		48								64		
			C	IS	20	18+	17	28	18+	17	28	C	IS	20					
			1	15	20	18+	17	28	18+	17	28	1	15	20					
			4.75/16	GPV=108.00															
			6.25/16	GPV=100.00															
			5.75/16	GPV=92.00															

RESULT STATISTICS FOR THE COLLEGE

TOTAL PART-EXAM FRESH EXN/COMP				BOYS	GIRLS	DIV.	BOYS / GIRLS	RESULT WITHHELD	FAILURES		
APPEARED	PASS	PASS-%	ABS					BY OFFICE.WD =	WITH COMPARTMENT=	DELETED =	
1	1	100.00	1	1	I			AT TABULATION =	WITH EXEMPTION =		
				100.00	100.00	III		OTHER WITHHELD=	TOTAL OF ABOVE =	Perc(%) =	
								UNFAIR-MEANS =			

SUBJECTWISE STATISTICS OF APPEARED & PASS-% COUNTS

MAG 1 - 100.00% BV 1 - 100.00% LS 0 - ---% TS 0 - ---% SSA 0 - ---% SMS 0 - ---% PMS 0 - ---%
CS 0 - ---% SS 0 - ---% ABS 0 - ---%

RESULT STATISTICS FOR THE EXAM

TOTAL PART-EXAM FRESH EXN/COMP				BOYS	GIRLS	DIV.	BOYS / GIRLS	RESULT WITHHELD	FAILURES		
APPEARED	PASS	PASS-%	ABS					BY OFFICE.WD =	WITH COMPARTMENT=	DELETED =	
206	177	85.92	175	31	51	155	I	AT TABULATION =	42 WITH EXEMPTION =	9	
			152	25	41	136	II	OTHER WITHHELD=	TOTAL OF ABOVE =	9 Perc(%) =	4.37
			86.86	80.65	80.39	87.74	III	UNFAIR-MEANS =			
								WITHHELD DIV. =	22		

SUBJECTWISE STATISTICS OF APPEARED & PASS-% COUNTS

MAG 204 - 87.75% BV 204 - 88.24% LS 0 - ---% TS 0 - ---% SSA 0 - ---% SMS 0 - ---% PMS 0 - ---%
CS 0 - ---% SS 0 - ---% ABS 0 - ---%

1) MAG-MADHYA YUGIK-ADHUNIK GADYA 2) BV-BHASHA VISTAN 3) -ELECTIVE PAPER 3) (A) LS-LOKSAHITYA 3) (B) TS-TAULANIK SAHITYABHYAS
3) (C) SSA-SAHITYACHA SANAJIK, SANSKRUTIK ABHYAS 3) (D) SMS-SANVIDHANMULYE AANI SAHITYA 4) -ELECTIVE PAPER
4) (A) PMS-FOUNDATION II: PRASARNADHYAME ANI SAHITYA VYAGRAHAR 4) (B) CS-FOUNDATION II: CHITRAFAT ANI SAHITYA 4) (C) SS-FOUNDATION II: STREEWADI SAHITYA
I-Full Exemption, XNT-Exempted in Theory, XMS-Exempted in Internal Asse., XMP-Exempted in Practical, XRI-Exempted in Prac. Int. Asse.
I=Full Exemption, XNT=Theory, XMS=Internal, XMP=Practical, XRI=Practical Internal, INC=Incentives

BASHTRASANT TUKADJI MAHARAJ NAGPUR UNIVERSITY
(FACULTY OF SCIENCE & TECHNOLOGY)

TABULATION REGISTER - OF FOURTH SEMESTER OF M.SC (CHEMISTRY) (CBCS) CHOICE BASED CREDIT SYSTEM SUMMER 2022 RESULT DATE 13/07/2022 PW 124

COLLEGE CODE & NAME :- (717) ARTS, COMMERCE & SCIENCE COLLEGE, ARVI, DIST WARDHA-442201

ROLLNO.	LN	ENRL. NO	NAME-OF-THE-CANDIDATE	MOTHER'S NAME	CEN	CAT	SEX	RED	INCENTIVE	E/S	(W/H-TYPE)													
572690	11.	2015016602308163	KIRAN PRAKASHRAO KATHANE	USHA	717	1	F	E																
			OC1	OC2	POL	SPE	P-1	PRJ	SEM															
			38	18	40	18	34	18	38	17	94	89	18	422	PASS	180	7.20	684	6.84	C				
			50	58	52	55	94	89	18							25		100						
			B 16	24	B 16	24	B 16	24	B 16	24	0	101	40	1A+ 19	36	1A	18	8						
			Elect. Sub : (1)-OC1 (2)-OC2 (3)-POL (4)-SPE																				FIRST CLASS	
			CI- S20\232319 6.44/ 25 GPA =161.00																					
			CII- S20\341166 6.92/ 25 GPA =173.00																					
			CIII- W21\578993 6.80/ 25 GPA =170.00																					
572691	12.	2015016602270777	SWATI PRAKASHRAO BHADKE	RAMABAI	717	1	F	E																
			OC1	OC2	POL	SPE	P-1	PRJ	SEM															
			36	18	32	18	36	18	32	16	94	88	17	405	PASS	171	6.84	660	6.60	C				
			54	50	54	48	94	88	17							25		100						
			B 16	24	C 15	20	B 16	24	C 15	20	0	101	40	1A+ 19	36	1B+	17	7						
			Elect. Sub : (1)-OC1 (2)-OC2 (3)-POL (4)-SPE																				FIRST CLASS	
			CI- W19\930914 6.16/ 25 GPA =154.00																					
			CII- S20\341172 6.80/ 25 GPA =170.00																					
			CIII- W21\578994 6.60/ 25 GPA =165.00																					

RESULT STATISTICS FOR THE COLLEGE

TOTAL APPEARED	PART-EXAM ABS	FRESH	EXM/CHP	BOYS	GIRLS	DIV.	BOYS / GIRLS	RESULT WITHHELD	FAILURES
7	7	7	7	2	5	I		BY OFFICE,WO =	WITH COMPARTMENT=
7	7	7	7	2	5	II		AT TABULATION =	WITH EXEMPTION =
100.00	100.00	100.00	100.00	100.00	100.00	III		OTHER WITHHELD =	TOTAL OF ABOVE =
								UNFAIR-MEANS =	Per(%) =

SUBJECTWISE STATISTICS OF APPEARED & PASS-X COUNTS

IC1	0	---	OC1	0	---	PC1	0	---	AC1	0	---	IC2	0	---	OC2	0	---	PC2	0	---
AC2	0	---	ARC	0	---	E/S	0	---	SPE	0	---	P-1	7	100.00%	PRJ	7	100.00%	SEM	7	100.00%

1) -ELECTIVE PAPER 1) (A) IC1-INORGANIC CHEMISTRY-I 1) (B) OC1-ORGANIC CHEMISTRY-I 1) (C) PC1-PHYSICAL CHEMISTRY-I 1) (D) AC1-ANALYTICAL CHEMISTRY-I
2) -ELECTIVE PAPER 2) (A) IC2-INORGANIC CHEMISTRY-II 2) (B) OC2-ORGANIC CHEMISTRY-II 2) (C) PC2-PHYSICAL CHEMISTRY-II
3) (D) AC2-ANALYTICAL CHEMISTRY-II 3) -ELECTIVE PAPER 3) (A) NUC-ELECTIVE : NUCLEAR CHEMISTRY 3) (B) ENV-ELECTIVE : ENVIRONMENTAL CHEMISTRY
XMF-Full Exemption, XMT-Exempted in Theory, XMB-Exempted in Internal Asses., XMP-Exempted in Practical, XMI-Exempted in Prac.Int. Asses.
RR=Refusal AA=Absent N=Fail TU=Theo Uni. TI=Theory Internal PU=Practical Uni. PI=Practical Internal

RASHTRASANT TUKADOJI MAHARAJ NAGPUR UNIVERSITY
(FACULTY OF SCIENCE & TECHNOLOGY)

RESULT DATE # 13/07/2022
PAGE 56

TABULATION REGISTER - OF FOURTH SEMESTER OF M.SC (COMPUTER SCIENCE) (CBCS) (CHOICE BASED CREDIT SYSTEM)

SUMMER 2022

PAGE 56

COLLEGE CODE & NAME :- (717) ARTS, COMMERCE & SCIENCE COLLEGE, ARVI, DIST WARDHA-442201

ROLL NO.	LN	ENRL NO	NAME-OF-THE-CANDIDATE							MOTHER'S NAME	CEN	CAT	SEX	MED	INCENTIVE	E/S	(W/H-TYPE)			
1	1 (Cr:4)	1	2 (Cr:4)	1	3 (Cr:4)	1	4 (Cr:4)	1	5 (Cr:4)	1	6 (Cr:4)	1	7 (Cr:1)	TOTAL	RESULT	IGPV	SOPA	IGPV	CGPA	FINAL
	TH : SS		TH : SS		TH : SS		TH : SS		PU		PU		PU	MARKS		ICR	(10)	ICR	(10)	GRADE
	BO : 20		BO : 20		BO : 20		BO : 20		100		100		25	625						DIVISION
	40		40		40		40		40		40		10	250						
	IGR IGP		IGR IGP		IGR IGP		IGR IGP		IGR IGP		IGR IGP		IGR IGP							

RESULT STATISTICS FOR THE COLLEGE

TOTAL	PART-EXAM	FRESH	EXM/DMP	BOYS	GIRLS	DIV.	BOYS / GIRLS	RESULT WITHHELD	FAILURES	
APPEARED	4	4		3	1	I		BY OFFICE,WO =	WITH COMPARTMENT=	DELETED -
PASS	4	4		3	1	II		AT TABULATION =	WITH EXEMPTION =	
PASS-%	100.00	100.00		100.00	100.00	III		OTHER WITHHELD=	TOTAL OF ABOVE =	Perc(%) -
								UNFAIR-MEANS =		

SUBJECTWISE STATISTICS OF APPEARED & PASS-% COUNTS

D/M	4 - 100.00%	AIE	4 - 100.00%	AIT	0 - ---%	ERP	0 - ---%	SCM	0 - ---%	TQM	0 - ---%	BOS	0 - ---%
ISC	0 - ---% P/C		0 - ---% MCF	0 - ---% P-1	4 - 100.00%	PRJ	4 - 100.00%	SEM	4 - 100.00%				


RESULT STATISTICS FOR THE EXAM

TOTAL	PART-EXAM	FRESH	EXM/DMP	BOYS	GIRLS	DIV.	BOYS / GIRLS	RESULT WITHHELD	FAILURES	
APPEARED	225	1	224	1	52	183	I	BY OFFICE,WO =	WITH COMPARTMENT=	DELETED -
PASS	229		228	1	50	179	II	AT TABULATION =	3 WITH EXEMPTION =	6
PASS-%	97.45		97.44	100.00	96.15	97.81	III	OTHER WITHHELD=	TOTAL OF ABOVE =	6 Perc(%) - 2.55
								UNFAIR-MEANS =		
								WITHHELD DIV. =	3	

SUBJECTWISE STATISTICS OF APPEARED & PASS-% COUNTS

D/M	225 - 96.72%	AIE	224 - 96.72%	AIT	0 - ---%	ERP	0 - ---%	SCM	0 - ---%	TQM	0 - ---%	BOS	0 - ---%
ISC	0 - ---% P/C		0 - ---% MCF	0 - ---% P-1	224 - 97.44%	PRJ	234 - 97.44%	SEM	224 - 97.84%				

- 1) D/M-DATA MINING 2) AIE-ARTIFICIAL INTELLIGENCE & EXPERT SYSTEM 3) -ELECTIVE PAPER 3) (A) DAA-ELECTIVE : DESIGN AND ANALYSIS OF ALGORITHM
3) (B) E/S-ELECTIVE : EMBEDDED SYSTEM 3) (C) P/R-ELECTIVE : PATTERN RECOGNITION 4) -ELECTIVE PAPER
4) (A) AIT-FOUNDATION COURSE : ADVANCES IN INFORMATION TECHNOLOGY 4) (B) ERP-FOUNDATION COURSE : ENTERPRISE RESOURCE PLANNING



PRINCIPAL
Arts, Commerce & Science
College, ARVI, Dist. Wardha.